


### Features

- Output frequency: 10~52MHz
- 2016 size, 0.75mm high SMD TCXO/VCTCXO
- Low voltage operation and low phase noise
- Temperature stability:  $\pm 0.5\text{ppm} \sim \pm 2.0\text{ppm}$
- VC-TCXO available
- Automatic mounting and reflow soldering
- Applications: *Phone, GPS, WiMAX, WLAN, IoT, Wearable electronics, etc.*
- RoHS Compliant & Pb Free

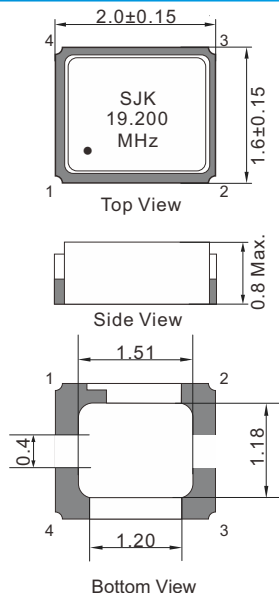


### Standard Specifications

Type		7X SMD TCXO / VC-TCXO
Output Type		Clipped Sinewave
Output Load		10K $\Omega$ //10pF
Supply Voltage		1.8~3.3V
Frequency Range		10~52 MHz
Supply Current		2.0mA Max.
Output Level		0.8 Vp-p Min.
Frequency Stability	Tolerance	$\pm 2.0\text{ppm}$ Max. (after 2 reflows)
	vs Temperature	$\pm 0.5\text{ppm} \sim \pm 2.5\text{ppm}$ . /-30~+85°C
	vs Supply Voltage	$\pm 0.2\text{ppm}$ Max. (Vcc $\pm 5\%$ )
	vs Load	$\pm 0.2\text{ppm}$ Max. (Load varies $\pm 10\%$ )
	vs Aging	$\pm 1.0\text{ppm}$ Max. /Year
Auto Frequency Control (AFC) Range*		$\pm 7 \sim \pm 16\text{ppm}$ (1.4 $\pm 1\text{V}$ )
Start-up Time		2ms Max.
Operating Temperature		-30~+85°C
Phase Noise @19.2MHz	100Hz	-115dBc/Hz
	1KHz	-135dBc/Hz
	10KHz	-148dBc/Hz
Packing Unit		3000pcs./Reel

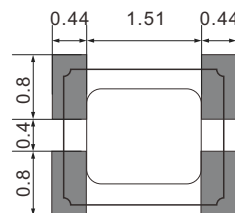
\*For VC-TCXO option.

### Dimensions [mm]



#### Pin Functions

Pin No.	Function
1	A. Vcon (VC-TCXO) B. GND (TCXO) C. OE (Stand-by function)
2	GND
3	Output
4	Vcc



Top View Suggested Layout