


### Features

- Output frequency: 5~52MHz
- 7050 size, 2.0mm high
- CMOS and Clipped Sine wave output
- Temperature stability:  $\pm 0.05\text{ppm} \sim \pm 2\text{ppm}$
- VCTCXO available
- Automatic mounting and reflow soldering
- Applications: *Base station, Stratum 3, Femtocell, etc.*
- RoHS Compliant & Pb Free

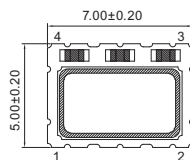


### Standard Specifications

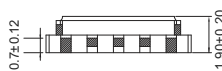
Type		8T SMD TCXO / VC-TCXO	
Output Type		Clipped Sinewave	CMOS
Output Load		10K $\Omega$ // 10pF	15pF
Supply Voltage		2.5V / 3.3V / 5.0V	
Frequency Range		5~52 MHz	
Supply Current		3.5mA Max.	6mA Max.
Output Level		0.8 Vp-p Min.	0.1Vcc / 0.9Vcc
Frequency Stability	Tolerance	$\pm 2.0\text{ppm}$ Max. (after 2 reflows)	
	vs Temperature	$\pm 0.2\text{ppm}$	$\pm 0.2\text{ppm}$
	vs Supply Voltage (Vcc $\pm 5\%$ )	$\pm 0.1\text{ppm}$ Max.	$\pm 0.05\text{ppm}$ Max.
	vs Load (Load Varies $\pm 10\%$ )	$\pm 0.05\text{ppm}$ Max.	$\pm 0.05\text{ppm}$ Max.
	vs Aging	$\pm 1.0\text{ppm}$ Max. /Year	
Auto Frequency Control (AFC) Range*		$\pm 5 \sim \pm 10\text{ppm}$ (1.5 $\pm 1$ V)	
Start-up Time		2ms Max.	2ms Max.
Operating Temperature		-30~+85°C	
Phase Noise @10MHz	100Hz	-130dBc/Hz	
	1KHz	-145dBc/Hz	
	10KHz	-154dBc/Hz	
Packing Unit		1000pcs./Reel	

\*For VC-TCXO option.

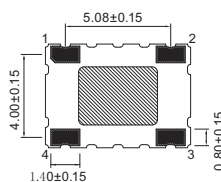
### Dimensions [mm]



Top View



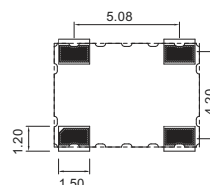
Side View



Bottom View

### Pin Functions

Pin No.	Function
1	A. Vcon (VC-TCXO)
	B. GND (TCXO)
	C. OE (Stand-by function)
2	GND
3	Output
4	Vcc



Top View Suggested Layout